

BLACK POPLAR - POLLARDING



Living Landscape working on
the Doward and Woolhope Dome
from Doug Lloyd

HWT
WildSide
Spring 2016



Whilst large amounts of woodland management have been carried out on the reserves this winter, partnership working has occurred beyond our Reserves, in the Trust's Living Landscapes.

In the **Woolhope Dome** a large farm with a mosaic of old orchards, wet pasture and hedgerows has been managed traditionally by the same owner for almost 70 years. This has resulted in an area bursting with wildlife and acts as an important corridor for species moving through the wider countryside.


Some species of course are not so mobile and this farm contains the largest county concentration of the rare native **black poplar** *Populus nigra ssp. Betulifolia*. A 1997 survey located 23 out of a county total of 160. By 2014 only 16 remained. This mirrored the county trend, with only 110 of the 160 still alive, both showing 30%+ declines. These worrying losses are mainly due to a lack of re-pollarding, which means the trees become top heavy and simply fall over. However, a small grant enabled the Trust to work with the owner and a local tree surgeon to re-pollard six of these in early February, relieving them of excess weight and giving them a new lease of life. It is also planned to continue this work on the other trees in future years.



Poplar pollarding in progress!



A poplar which was pollarded around 10 years ago showing vigorous regrowth



One of the poplars pollarded this year